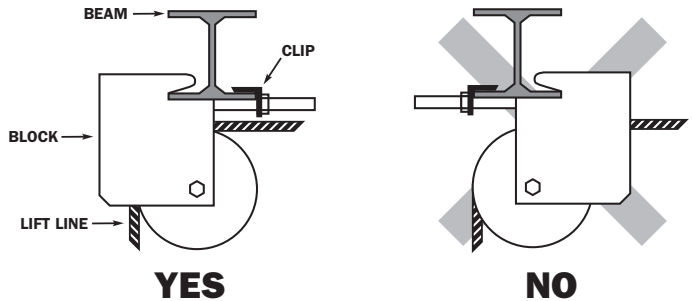


LOFT BLOCKS

Important Mounting Instructions

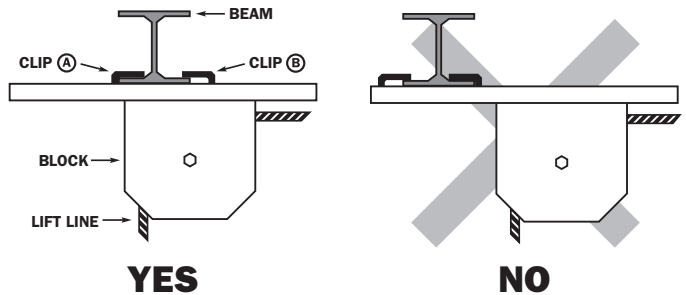
Series 19 – Underhung

1. Install block, clip, and lift line as shown.
2. Do not over tighten clip.



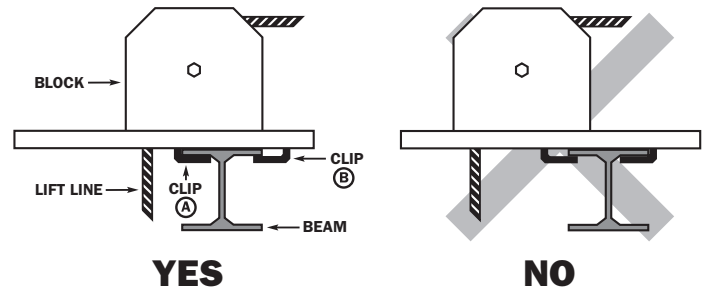
Series 55 – Underhung

1. Position block so lift line is directly under beam.
2. Place clips on either side of beam as shown.
3. Adjust block so CLIP Ⓐ is secured against beam.



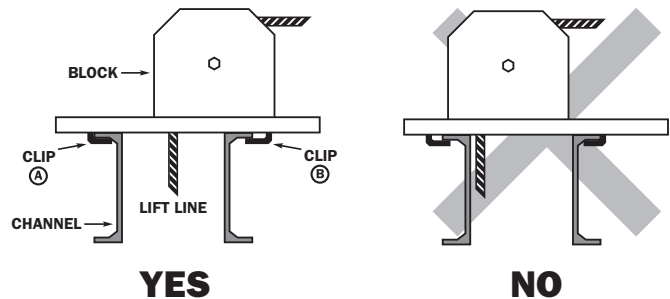
Series 55 – Upright on Wide Flange Beam

1. Position block above beam as shown.
2. Place clips on either side of beam.
3. Adjust block so CLIP Ⓐ is secured against beam.



Series 55 – Upright on Channels

1. Position block so lift line is centered in channel.
2. Place clips on either side of channel as shown.
3. Adjust block so CLIP Ⓐ is secured against channel.



Questions? Call 1-800-836-1885

JRCLANCY
QUALITY SINCE 1885