

Things You Should Know

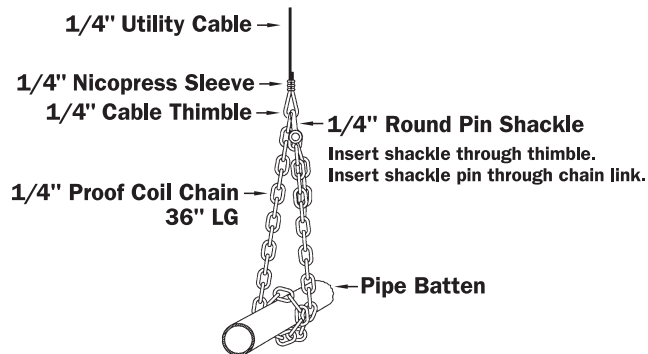
7x19 Utility Cable

DIA.	WORKING LOAD LIMIT*	MIN. PITCH DIA.**
1/8"	250 lbs.	3.25"
3/16"	525 lbs.	4.88"
1/4"	875 lbs.	6.50"
5/16"	1,225 lbs.	8.13"
3/8"	1,800 lbs.	9.75"

*Based on 8:1 safety factor

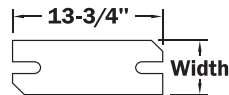
**Based on 26 times the cable diameter

Double Load Path Trim Chain



Counterweight – Pounds per inch of thickness*

WIDTH	STEEL	CAST IRON
4"	14	12
5"	17	16
6"	21	19



*Nominal weight – actual weight ± 10%

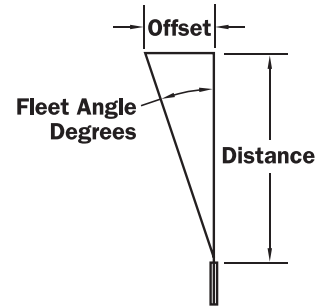
Rope* – Working Load Limit

SIZE	SUREGRIP®	MULTILINE II	STAGE-SET X
3/8"	—	320 lbs.	460 lbs.
5/8"	—	823 lbs.	1,250 lbs.
3/4"	1,054 lbs.	—	1,670 lbs.
1"	—	1,870 lbs.	3,200 lbs.

*Based on average tensile strength of new rope using 10:1 safety factor

Fleet Angle Data – Offset in inches

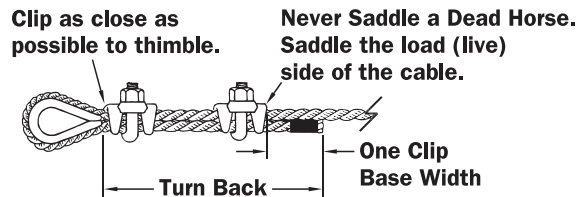
DISTANCE	1.5°	2°
1'	.314	.419
2'	.628	.838
5'	1.57	2.10
10'	3.14	4.19
15'	4.71	6.29
20'	6.29	8.38
25'	7.86	10.5
30'	9.43	12.6
40'	12.6	16.8



Forged Cable Clip Information

CLIP/CABLE SIZE	NO. OF CLIPS	TURN BACK	TORQUE*
1/8"	2	3-1/4"	4.5 ft.-lbs.
3/16"	2	3-3/4"	7.5 ft.-lbs.
1/4"	2	4-3/4"	15 ft.-lbs.
5/16"	2	5-1/4"	30 ft.-lbs.
3/8"	2	6-1/2"	45 ft.-lbs.

*Threads are clean, dry and not lubricated



Turnbuckle – Forged, Jaw & Jaw or Jaw & Eye Type

THREAD DIA. x TAKE-UP	WORKING LOAD LIMIT
1/4" x 4"	500 lbs.
5/16" x 4-1/2"	800 lbs.
3/8" x 6"	1,200 lbs.
1/2" x 6" or 1/2" x 12"	2,200 lbs.
5/8" x 6"	3,500 lbs.

Cable Terminations*

Swage Sleeve	100% efficient
Cable Clips (Size 1/8" to 7/8")	80% efficient

*Eye with thimble, termination properly applied following manufacturer's instructions.

Clancy Rigging Hardware

COMPONENT	RECOMMENDED WORKING LOAD (RWL)
Full Pipe Clamp	750 lbs.
Half Pipe Clamp	200 lbs.
Cross Grid Connector	1,500 lbs.
Beam Clamp	350 lbs.
Trim Chain	750 lbs.*

*RWL when installed in recommended manner

Forged Shackle

NOMINAL SIZE	WORKING LOAD LIMIT
3/16"	666 lbs.
1/4"	1,000 lbs.
5/16"	1,500 lbs.
3/8"	2,000 lbs.
1/2"	4,000 lbs.

Chain – Working Load Limit*

CHAIN SIZE	GRADE 30 PROOF COIL
1/4"	1,300 lbs.
5/16"	1,900 lbs.
3/8"	2,650 lbs.

*Chain manufacturer's rating



1-800-836-1885
www.jrclancy.com

© 2008 J.R. CLANCY, INC.

